
Speed Trailer

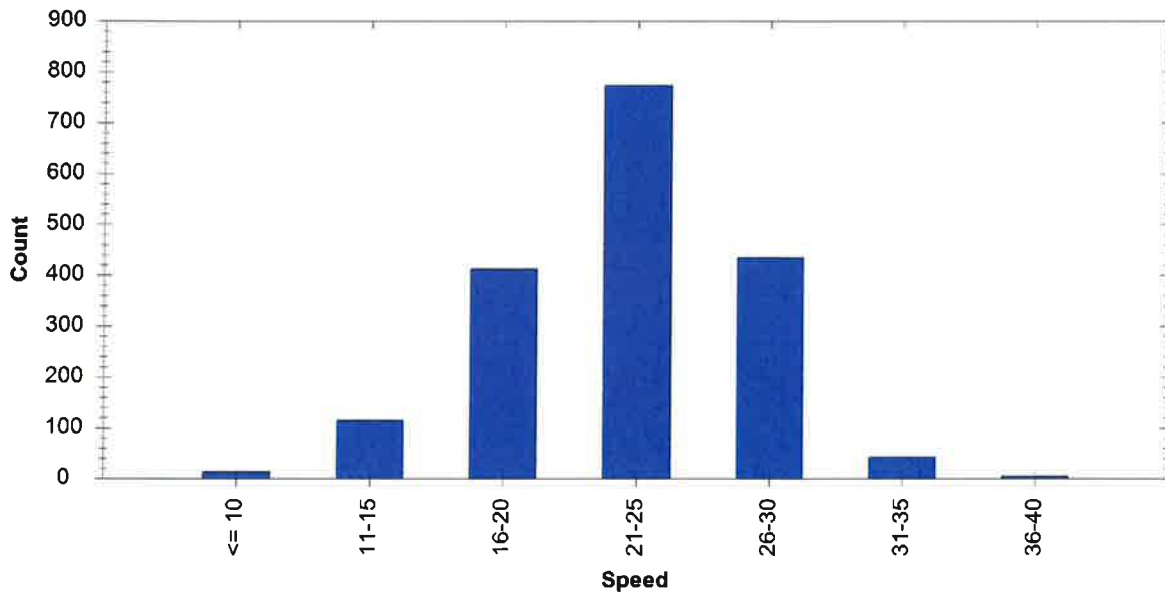
Time interval: 06/01/2017 - 06/02/2017	Report created: 06/02/2017
Location: 2600 Laclede Station	Author: P.O. Forst #307
File: VC-Prodigy 23L-201706.bvs	
Comments: Facing south towards Manchester	

1. Summary

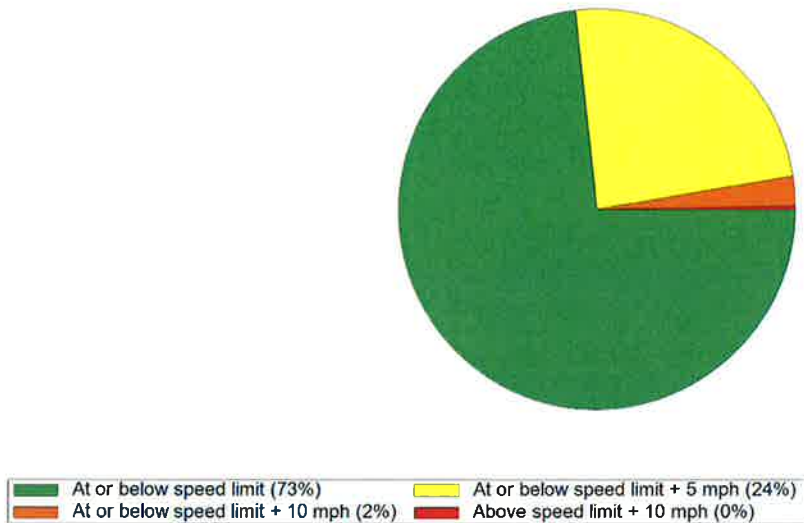
Start date: 06/01/2017
End date: 06/02/2017
Total vehicles: 1799
Average speed: 22.58 mph
85th percentile: 27.00 mph
50th percentile: 23.00 mph
70th percentile: 25.00 mph
10 mph pace: 19 mph

Speed limit: 25 mph
Violations count: 609 (33%)

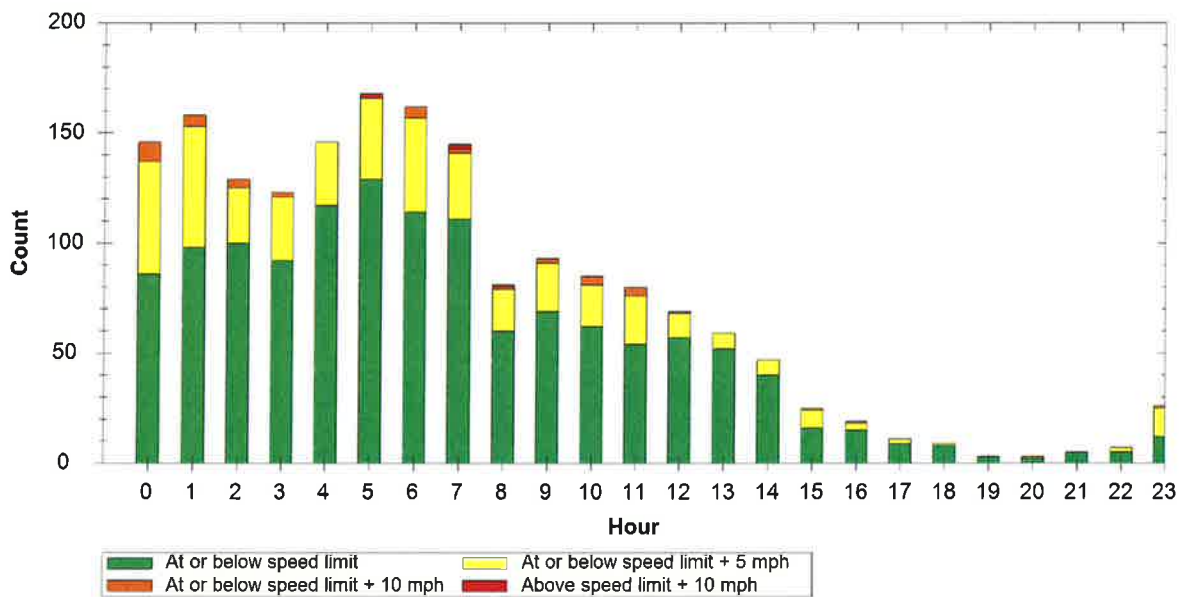
2. Speed Histogram



3. Speed Limit Compliance



4. Compliance by Hour



5. Vehicles by Speed/Hour

Monthly totals

Speed (mph) Hour	0 - 10	11 - 15	16 - 20	21 - 25	26 - 30	31 - 35	36 - 40	41 - 45	46 - 50	51 - 55	56 - 60	61 - 65	66 - 70	71 +
00:00 - 00:59	1	7	22	56	51	9								
01:00 - 01:59	1	10	22	65	55	5								
02:00 - 02:59		14	34	52	25	4								
03:00 - 03:59	4	6	39	43	29	2								
04:00 - 04:59	2	12	36	67	29									
05:00 - 05:59	1	12	49	67	37	2								
06:00 - 06:59		6	27	81	43	5								
07:00 - 07:59	3	10	36	62	30	2	2							
08:00 - 08:59		3	19	38	19	1	1							
09:00 - 09:59		4	21	44	22	2								
10:00 - 10:59		12	22	28	19	4								
11:00 - 11:59		6	18	30	22	4								
12:00 - 12:59		5	19	33	11	1								
13:00 - 13:59	1	4	19	28	7									
14:00 - 14:59		2	13	25	7									
15:00 - 15:59			3	13	8	1								
16:00 - 16:59			4	11	3	1								
17:00 - 17:59			2	7	2									
18:00 - 18:59		1	1	6	1									
19:00 - 19:59			2	1										
20:00 - 20:59			2			1								
21:00 - 21:59				5										
22:00 - 22:59	1			4	2									
23:00 - 23:59		1	3	8	13	1								
Percentage		6	22	43	24	2								
TOTAL	14	115	413	774	435	43	5							

6. Vehicles by Hour/Day

Day Hour	Thu 06/01	Fri 06/02	Sat 06/03
00:00 - 00:59	77	69	
01:00 - 01:59	82	76	
02:00 - 02:59	60	69	
03:00 - 03:59	55	68	
04:00 - 04:59	61	85	
05:00 - 05:59	83	85	
06:00 - 06:59	80	82	
07:00 - 07:59	80	65	
08:00 - 08:59	81		
09:00 - 09:59	93		
10:00 - 10:59	85		
11:00 - 11:59	80		
12:00 - 12:59	69		
13:00 - 13:59	59		
14:00 - 14:59	47		
15:00 - 15:59	25		
16:00 - 16:59	19		
17:00 - 17:59	11		
18:00 - 18:59	9		
19:00 - 19:59	3		
20:00 - 20:59	3		
21:00 - 21:59	5		
22:00 - 22:59	7		
23:00 - 23:59	26		
Percentage	66	33	
TOTAL	1200	599	

7. Vehicles by Hour/Weekday

Weekday Hour	Sun	Mon	Tue	Wed	Thu	Fri	Sat
00:00 - 00:59					77	69	
01:00 - 01:59					82	76	
02:00 - 02:59					60	69	
03:00 - 03:59					55	68	
04:00 - 04:59					61	85	
05:00 - 05:59					83	85	
06:00 - 06:59					80	82	
07:00 - 07:59					80	65	
08:00 - 08:59					81		
09:00 - 09:59					93		
10:00 - 10:59					85		
11:00 - 11:59					80		
12:00 - 12:59					69		
13:00 - 13:59					59		
14:00 - 14:59					47		
15:00 - 15:59					25		
16:00 - 16:59					19		
17:00 - 17:59					11		
18:00 - 18:59					9		
19:00 - 19:59					3		
20:00 - 20:59					3		
21:00 - 21:59					5		
22:00 - 22:59					7		
23:00 - 23:59					26		
Percentage					66	33	
TOTAL					1200	599	

Speed Trailer

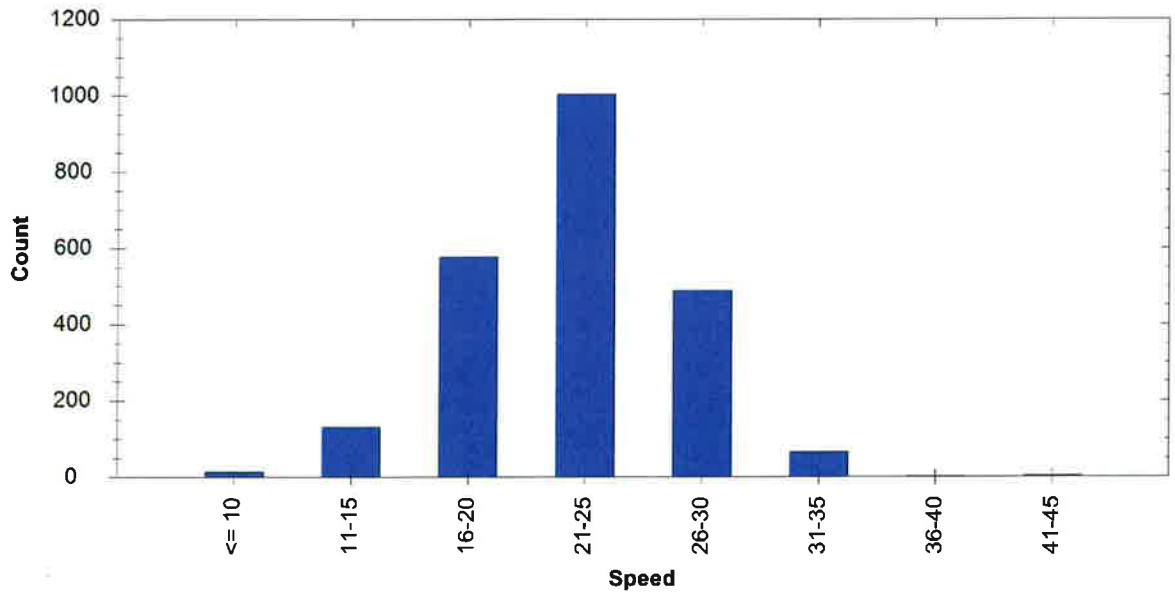
Time interval: 05/30/2017 - 05/31/2017	Report created: 06/02/2017
Location: 2600 Laclede Station	Author: P.O. Forst #307
File: VC-Prodigy 23L-201705.bvs	
Comments: Facing south towards Manchester	

1. Summary

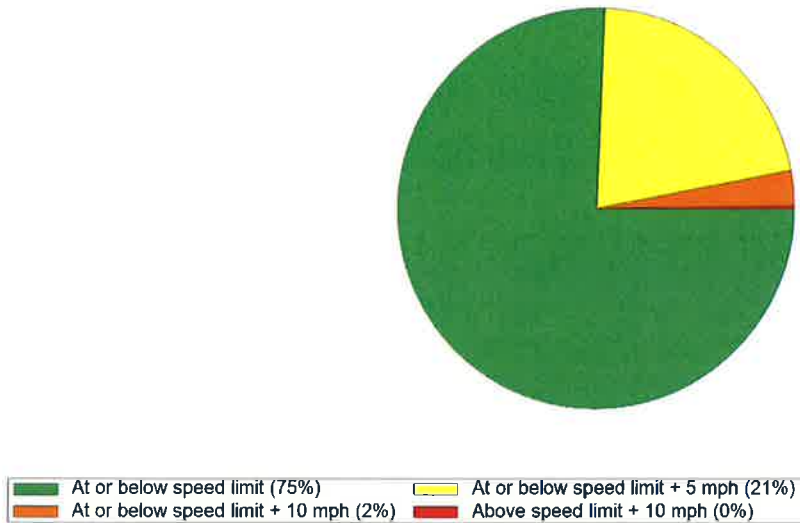
Start date: 05/30/2017
End date: 05/31/2017
Total vehicles: 2285
Average speed: 22.44 mph
85th percentile: 27.00 mph
50th percentile: 23.00 mph
70th percentile: 25.00 mph
10 mph pace: 18 mph

Speed limit: 25 mph
Violations count: 717 (31%)

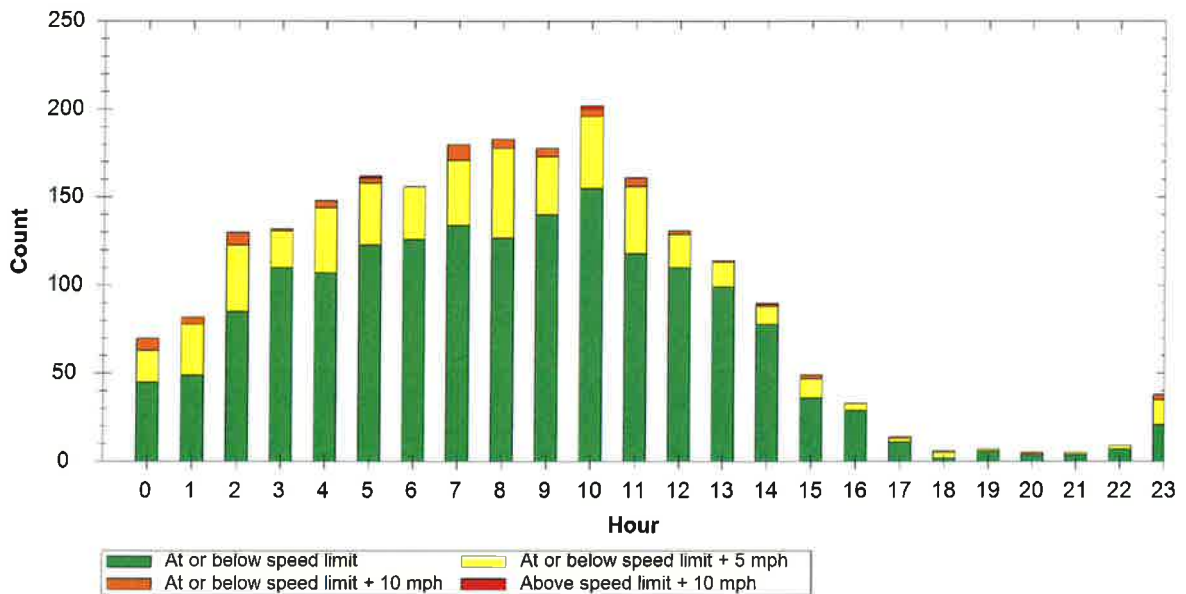
2. Speed Histogram



3. Speed Limit Compliance



4. Compliance by Hour



5. Vehicles by Speed/Hour

Speed (mph) Hour		Monthly totals													
		0 - 10	11 - 15	16 - 20	21 - 25	26 - 30	31 - 35	36 - 40	41 - 45	46 - 50	51 - 55	56 - 60	61 - 65	66 - 70	71 +
00:00 - 00:59		5	9	31	18	7									
01:00 - 01:59			11	38	29	4									
02:00 - 02:59	2	7	29	47	38	7									
03:00 - 03:59		8	38	64	21	1									
04:00 - 04:59	1	5	32	69	37	4									
05:00 - 05:59		4	38	81	35	3	1								
06:00 - 06:59		8	46	72	30										
07:00 - 07:59	1	9	40	84	37	9									
08:00 - 08:59	1	5	44	77	51	5									
09:00 - 09:59	1	9	47	83	33	5									
10:00 - 10:59	2	16	54	83	41	4	2								
11:00 - 11:59	1	7	43	67	38	5									
12:00 - 12:59	1	11	42	56	19	2									
13:00 - 13:59	3	18	32	46	14		1								
14:00 - 14:59		9	31	38	10	1	1								
15:00 - 15:59		4	15	17	11	2									
16:00 - 16:59		3	12	14	4										
17:00 - 17:59			5	6	2	1									
18:00 - 18:59			1	1	3	1									
19:00 - 19:59			1	5	1										
20:00 - 20:59			2	2		1									
21:00 - 21:59			1	3	1										
22:00 - 22:59			1	6	2										
23:00 - 23:59		3	3	15	14	3									
Percentage		5	25	43	21	2									
TOTAL	13	131	577	1005	489	65	2	3							

6. Vehicles by Hour/Day

Day Hour	Tue 05/30	Wed 05/31	Thu 06/01
00:00 - 00:59		70	
01:00 - 01:59	13	69	
02:00 - 02:59	67	63	
03:00 - 03:59	58	74	
04:00 - 04:59	67	81	
05:00 - 05:59	77	85	
06:00 - 06:59	78	78	
07:00 - 07:59	79	101	
08:00 - 08:59	90	93	
09:00 - 09:59	81	97	
10:00 - 10:59	94	108	
11:00 - 11:59	86	75	
12:00 - 12:59	67	64	
13:00 - 13:59	63	51	
14:00 - 14:59	38	52	
15:00 - 15:59	18	31	
16:00 - 16:59	14	19	
17:00 - 17:59	7	7	
18:00 - 18:59	3	3	
19:00 - 19:59	4	3	
20:00 - 20:59	4	1	
21:00 - 21:59	3	2	
22:00 - 22:59	5	4	
23:00 - 23:59	20	18	
Percentage	45	54	
TOTAL	1036	1249	

7. Vehicles by Hour/Weekday

Weekday Hour	Sun	Mon	Tue	Wed	Thu	Fri	Sat
00:00 - 00:59				70			
01:00 - 01:59			13	69			
02:00 - 02:59			67	63			
03:00 - 03:59			58	74			
04:00 - 04:59			67	81			
05:00 - 05:59			77	85			
06:00 - 06:59			78	78			
07:00 - 07:59			79	101			
08:00 - 08:59			90	93			
09:00 - 09:59			81	97			
10:00 - 10:59			94	108			
11:00 - 11:59			86	75			
12:00 - 12:59			67	64			
13:00 - 13:59			63	51			
14:00 - 14:59			38	52			
15:00 - 15:59			18	31			
16:00 - 16:59			14	19			
17:00 - 17:59			7	7			
18:00 - 18:59			3	3			
19:00 - 19:59			4	3			
20:00 - 20:59			4	1			
21:00 - 21:59			3	2			
22:00 - 22:59			5	4			
23:00 - 23:59			20	18			
Percentage			45	54			
TOTAL			1036	1249			